

Queen Victoria Kindergarten: Family 220

November: A Month of Surprises

We were thrilled to receive the news that Queen Victoria was granted another half kindergarten class! This class reduced all the kindergarten classes of either three or four students. This class will be capped at 15 children as there will not be an RECE given to the room. The teacher, Mrs. Sukkel, is located next to the Parent Family Literacy Centre.

There has been a new addition to our room, Elfie. Elfie is our stuffed elf, from the Elf on the Shelf book. He will be magically watching the class for Santa and playing pranks messing up the room, with the intention of building empathy for keeping our class room clean.

This past week our class has been decorated for the holiday season of lights. We will be bring attention to the many cultural traditions celebrated in our community.

Thank you for sending any trip forms/money, pizza money, sub money, or any other notes from home in either a labeled ziplock bag or an envelope.

Literacy Theme

This past month we have focused on Goldilocks and the Three Bears. We have read various versions of the story, discussed prediction, feelings (points of view) of each of the characters, right and wrong decisions (should we go into someone's house without asking? Or break someone else's toys?). We cut out decorated the three bears and Goldilocks, practicing our cutting skills, building our fine muscles for our printing. We did some non-fiction reading, looking for facts about bears, realizing that even a baby bear is big. Each child made his/her own seriating game, organizing bowls, beds and chairs by size and number (big- 1, bigger- 2 and biggest- 3). We encouraged the children to play this game at home alone or with you. We made and ate porridge and conducted an experiment on what happened when adding water. We also wrote up our observations. As a bridge to our Gingerbread December theme, we began examine the Three Bears House, looking for house features, roof, doors, walls and windows.



Eva-Leigh's Picture of our class Christmas tree. Check out the accurate detail. Charlie's three bear bunk beds below. Patterned mattresses were made for the beds.



Nicholas, Lena and Kaylee observe, look at the class model for science notes and wow, look at their detailed observations for our porridge experiment! Yum!

HEAD LICE...UGGG! Are you Itching Yet?

Yes, we are experiencing head lice off and on. Remember, lice like clean hair. Please check your child's hair nightly. If you see the nits, sticky white small dots, (flakes from a dry scalp will flick off easily), or live creatures, treat your child's head with a special shampoo available from the pharmacy. In addition, please hand remove each nit by pulling them off the hair shafts with the very fine comb. We recommend the girls wear their hair up and the boys have their hair cut short. Also, it is said that lice do not like hair products such as hair spray, gel and tea tree oil. We are also encouraging the kids to give high fives rather than hugging each other, to prevent heads touching.

Math and Science

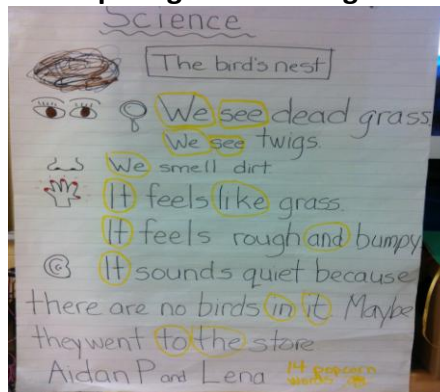
Taken from an interest in feathers, flying and planes, we tried flying a nylon windsock rocket. Next, we made paper airplanes and flew them at the park, measuring and comparing their landing distance.



Bod trying to make flight while Christian and Lena look on.



Runway strip at the park, measured.



Birds fly too! A small group work with Miss Corbett observing a bird's home, a nest.

Science/ Language

Skills: Predictions, observation with eyes and magnifying glasses, looking for detail with oral description with words that describe taste, touch, sight, smell and change.



Midian, Emily, Maya, Nicholas, Thaliah and Daniel observe the carving and weighing of pumpkin guts.



Dominik looking through a magnifying glass at dragon fruit.



Maya observing dates.

Thank you all parents for sending in plentiful and great healthy Halloween treats.



Thanks Zoey and Charlie's moms for coming in to visit and help.



Planning our Play!



Aaron said he was going to squares and triangles then proceeded to the house centre and built structures out of triangles and square blocks.



Maya planned to play rock star, and followed up in our rock star Centre.



Kwaku said he was going to look for gs. Well before we knew it he was looking for gs in the alphabet puzzle.

More Math and Science



Measuring pumpkin.



Caleb, Maya, Thaliah and Eva Leigh present their 3-D pumpkin castle.



Miss Corbett works with Eden, Aaron, Zoey popping Popcorn.



Amir experimenting with the power of his own breath. Najib joins in.



Circle Time




Halloween. It's so dark. People in house.

I carved a pumpkin . A baby



went in the pumpkin.

Mommy has a baby. The baby has a hand

1, 2, 3, 4, 5 . He's growing in the pumpkin, baby. Pumpkin go in the baby.

The baby is going to walk, like this.



The End by Aya

Story

Halloween. I went trick or treating. I got some candy. Big bad pig. Blow.


Dominik



Our Students of the month Aaron, Midian and Maya.


Once upon a time, there was a big bad wolf. There were three little pigs. They lived in a brick house. One day the big bad wolf decided to baby sit the baby pigs. He went to the store to buy some food. He took the food to the three little pigs. He dumped the food on their head. They ate the food. That's it. That's the rest of the story. The End
Caleb

Once upon a time, it was Halloween.

There was a little girl named Maya . She wore a fairy princess costume.



She went trick or treating. A

werewolf  ran up to her and growled, growled. Maya screamed. Wolf run away. Maya happy.

The End by Emily

Once upon a time, I was a pumpkin. I lived with the three little pigs. The three little pigs were dressed up like princesses. The pigs put me at the front of the house. They told me to save them from the big bad wolf. I was like a big bad wolf. The big bad wolf came. I scared the big bad wolf. I rolled and chased the big bad wolf. Then he wore out his shoes. Then I went back and played with the pigs. The End by Aalyiah



Done on the Smart Board after dictating the story.

Sleeping Beauty

Sleeping beauty likes cookies and she has long hair. She has a lot of flowers. She has lots of dresses. She has a big castle. She has a flower broach. She has a magic wand. She has unicorn horses. Sleeping Beauty's king rides the horses. She married the king. The End by Chelsea

Technology

We are excited to announce that we have been mounting our newsletters on the Queen Victoria website. Go to the K-3 tab, then select the Family 220 link. There you will find our newsletters past and present. It will allow you to see our photos in colour and with better quality. Also you will be able to copy them and transfer them to your home computer. We are also setting up a blog account, which eventually will be linked to our website. The blog will allow us to send out announcements of what we are doing through the day and allow you to communicate with us. Last, we have a twitter account, under Kindiefamily 220. For both the twitter and blog accounts we will let you know more about logins and passwords once we have both comfortably running.

In our classroom.... In the meantime, we are using our Smartboard daily for attendance, lesson modelling/notes, songs, Smartboard activities, for illustrations and more. We also have iPads which we use for documentation and use by the children during activity times.



Dominik and Aidan sharing an iPad.

OUTDOOR PLAY PICTURES



Emily

Chelsea

Midian and Aalyiah.....cooperating.

Bob

More Inquiry....



Hey they bounce. Charlie looks and smells. Hey the plastic micro cubes expanded. See they wiggle.



"Hey Ms. Corbett look my hat has a pattern!"



Molly Muncher is about to the letter of the week.



Baylie making effective Choices.



Zoey and Thaliah extending their reading practice with the morning poem.



"What are you guys doing?"



Singing with Maggie Szabo. All About Maggie: Lovesick. Maggie is willing to make a music video with our kids as a cover song by Neil Diamond, Headed to the Future. The kids came up with the moves and we have been practicing. The video would be mounted to youtube. All our children have returned signed photo consent forms, however, if you have any objection to your children participating in the video, let us know. THANKS MAGGIE!

