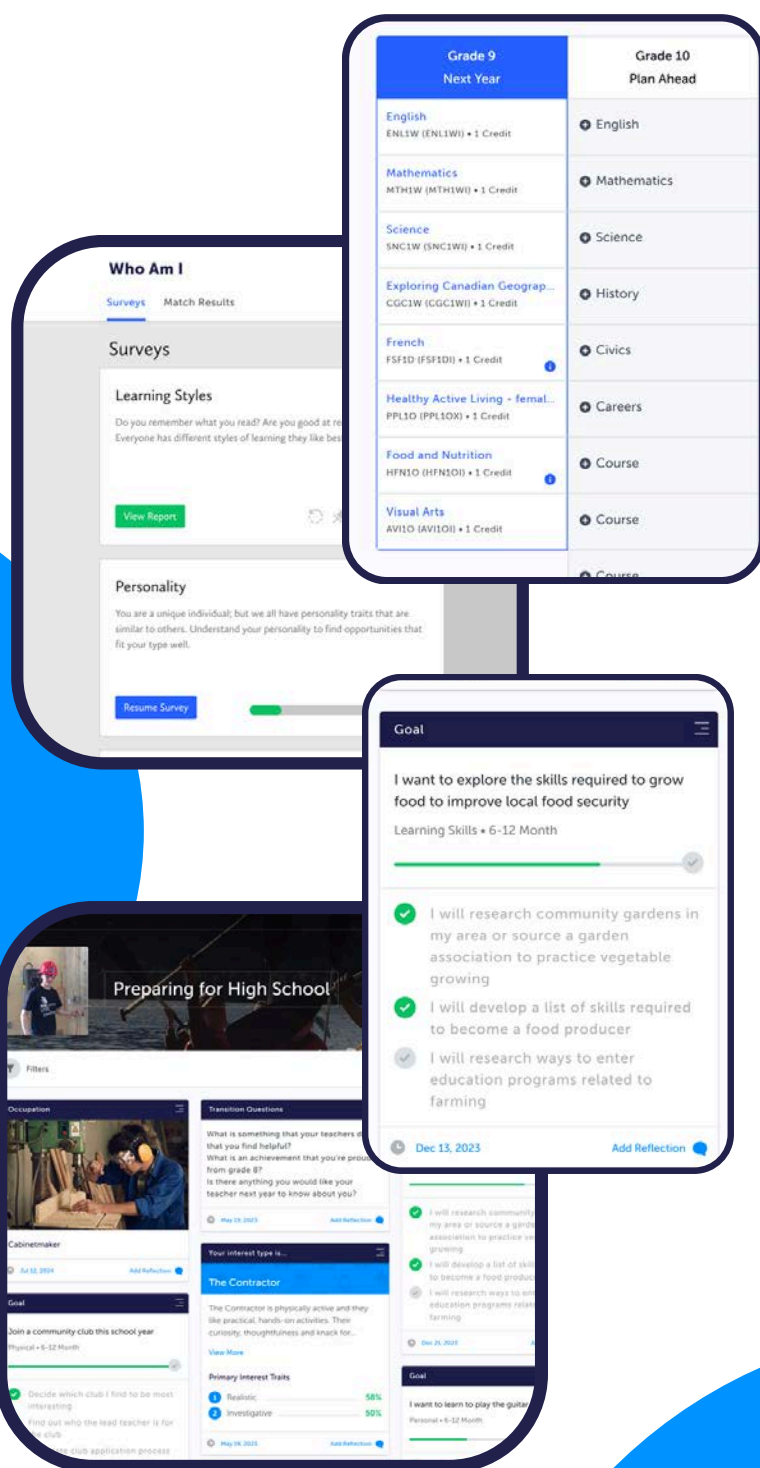


Your tool for planning high school and beyond



High School Planner

Visually plan courses, track progress toward graduation, and instantly identify post-secondary eligibility for opportunities in all destinations.

Who Am I Surveys

Complete personal assessments to learn and discover more about yourself, including how your interests and motivations align with career planning.

Goal Setting

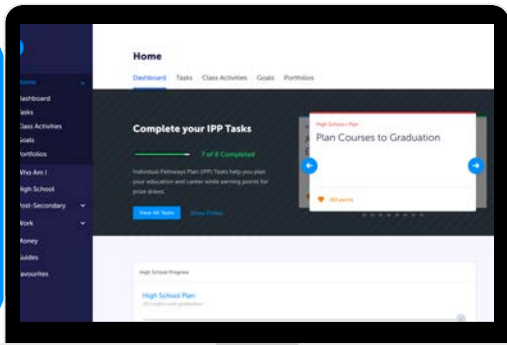
Tools and tips to set goals, create achievable tasks and your track progress.

Portfolios

Document and reflect on learning, keep record of experiences and skill development, and share your progress with parents, teachers, or future employers.

Log in to get started

1. Visit: www.myBlueprint.ca/HWDSB
2. Click School Account Login and enter your HWDSB email and password



For Parents, Family, & Caregivers:

HWDSB students use myBlueprint for Individual Pathway Planning. myBlueprint supports students and families in exploring all pathway possibilities. The post-secondary database provides up-to-date information on all Canadian programs connected with students' individual plans.

We encourage you to set up a family account to connect with your student for pathway planning.



Who Am I?


What are my opportunities?

Who do I want to become?

What is my plan for achieving my goals?

Create your family account:

1. Visit: www.myBlueprint.ca/HWDSB
2. Select Sign up and your student's school from the drop-down menu
3. Select Family/Advisor Account type & Follow the account creation steps

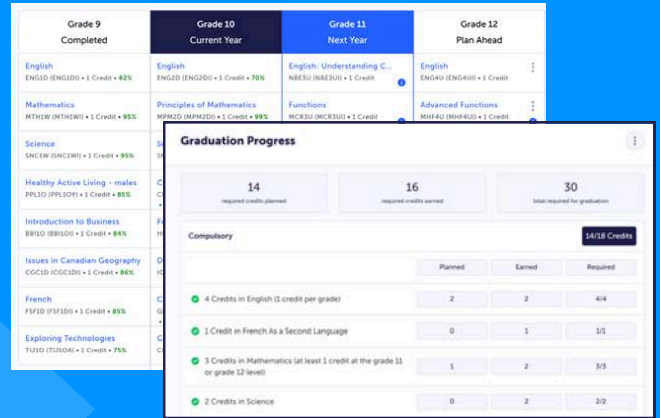


The Forwards Plan

For the student who is unsure what they want to pursue after high school

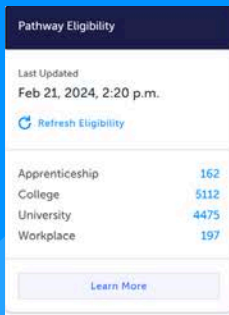
Step 1: High School Plan

Create a full high school plan that meets all graduation requirements based on your interests. Not sure what to add? Check out the Knowledge Survey to learn more about which courses are a good match for you!



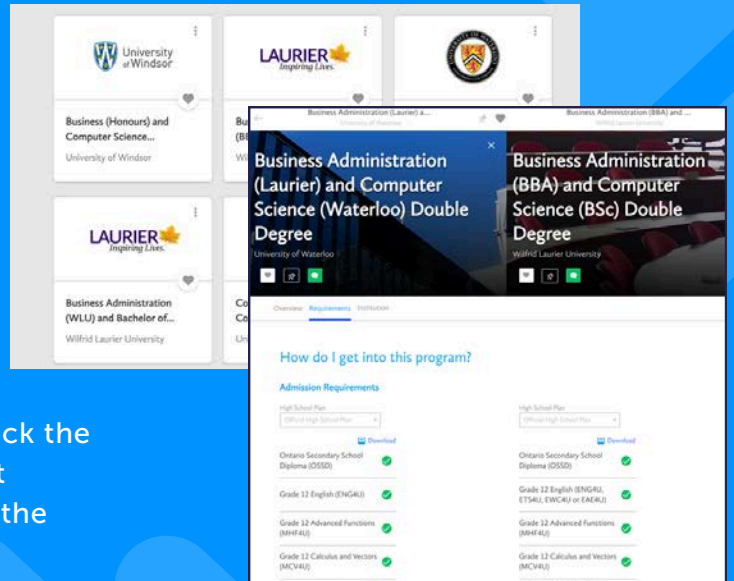
Step 2: Pathway Eligibility

Check out the Pathway Eligibility Indicator for a list of all post-secondary opportunities across Canada that you are eligible for based on the courses in your plan. Click on the number beside your pathway of interest (apprenticeship, college, etc.) to see the list of programs.



Step 3: Programs of Interest

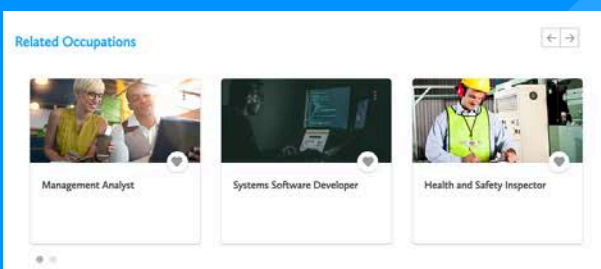
Filter to your province and/or province of interest. Browse the opportunities to find a program of interest. Click on the heart to add to your favourites and the program name to learn more.



Want to compare two programs side-by-side? Click the three dots to the right of the programs and select Compare, then click the blue Compare button at the top of your screen.

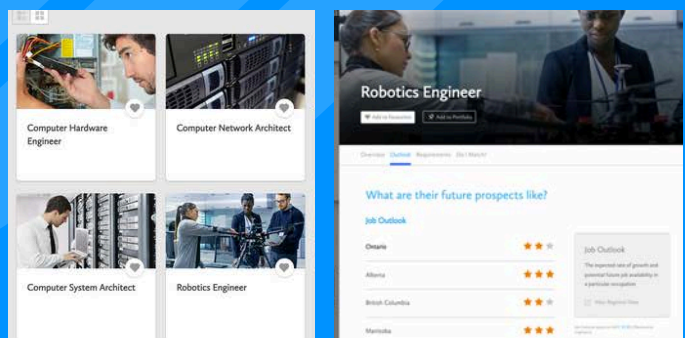
Step 4: Related Occupations

Review the post-secondary details to make sure it's a good match. Scroll to Related Occupations and click View More.



Step 5: Favourite Occupations

Explore the various occupations you can get into, should you complete the program of interest. Add a heart to add to your favourites.


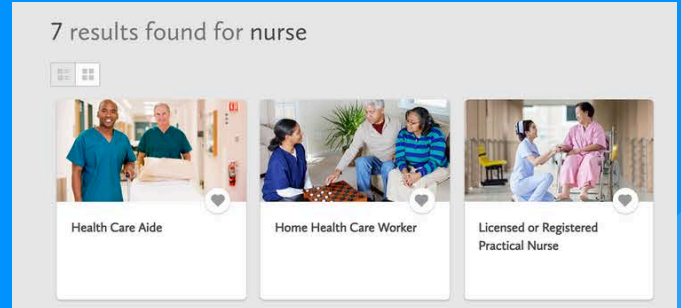


The Backwards Plan

For the student who has an occupation they want to pursue after high school

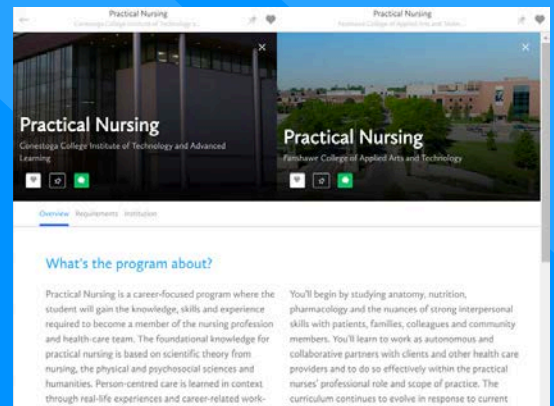
Step 1: Occupation Search

Click Work and then Occupations from the left-hand navigation to search for the occupation. Click on the heart to add to your favourites and the job title to learn more.



Step 2: Required Education

Click Requirements and make note of the required education and additional requirements to get into the field. Scroll to Potential Programs and click View Programs.

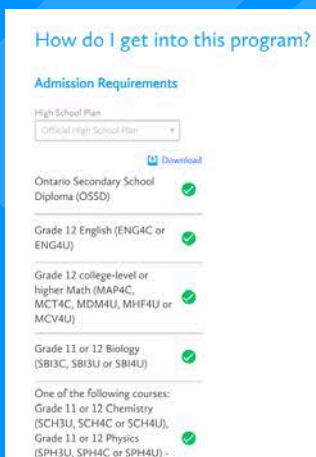


Step 3: Programs of Interest

Filter to your province and/or province of interest. Scroll through to find a program you are interested in, click on the heart to add to your favourites, and click on the title to learn more. Want to compare two programs side-by-side? Click the three dots to the right of the programs and select Compare, then click the blue Compare button at the top of your screen.

Step 4: Required Courses

Click Requirements and make note of any courses that are not met by your existing High School Plan (they will be greyed out).



Step 5: High School Plan

Go to High School and add any missing courses to your high school plan.

Grade 9 Completed	Grade 10 Completed	Grade 11 Current Year	Grade 12 Next Year
English ENG1D1 • 1 Credit • 92%	ENGLISH - Academic ENG2D1 • 1 Credit • 85%	ENGLISH - University ENG3U1 • 1 Credit	ENGLISH - University ENG4U1 • 1 Credit
Principles of Mathematics MPM1D1 • 1 Credit • 92%	MATHEMATICS - Academic MPM2D1 • 1 Credit • 88%	FUNCTIONS - University MCF3U1 • 1 Credit	CHEMISTRY - College SCH4C1 • 1 Credit
Science SNC1D1 • 1 Credit • 93%	SCIENCE - Academic SNC2D1 • 1 Credit • 90%	ACCOUNTING BAF3M1 • 1 Credit	CANADIAN AND INTERNATI... CNL4U1 • 1 Credit
FRENCH - Academic FSF1D1 • 1 Credit • 93%	Civics CHV2D1 • 0.5 Credits • 90%	Genocide and Crimes Against... CHG3M1 • 1 Credit	Technological Design TDJ2D1 • 1 Credit
DRAMATIC ARTS ADA1D1 • 1 Credit • 85%	Career Studies GLC2D1 • 0.5 Credits • 89%	UNDERSTANDING CANADIA... CLU3M1 • 1 Credit	MARKETING, GOODS, SERVI... BM3C1 • 1 Credit
INFORMATION AND COMMU... BTF1D1 • 1 Credit • 89%	INTRODUCTION TO BUSINESS BBJ2D1 • 1 Credit • 90%	BIOLOGY - University SBI3U1 • 1 Credit	World Religions HRT3M1 • 1 Credit
ISSUES IN CANADIAN GEOG... CGC1D1 • 1 Credit • 90%	CANADIAN HISTORY SINCE ... CHC2D1 • 1 Credit • 92%	CHEMISTRY - University SCH3U1 • 1 Credit	WORLD HISTORY TO THE END... CHW3M1 • 1 Credit
HEALTHY ACTIVE LIVING ED... PPL1D1 • 1 Credit • 97%	FRENCH - Academic FSF2D1 • 1 Credit • 84%	Course	Food and Culture HFC3M1 • 1 Credit